

Local Market Updates

A free research tool from the Northeast Florida Association of REALTORS®



Region 16

Green Cove Springs

December

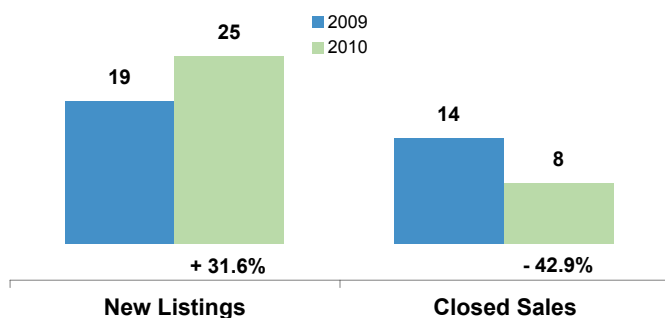
Year to Date

Clay County, FL

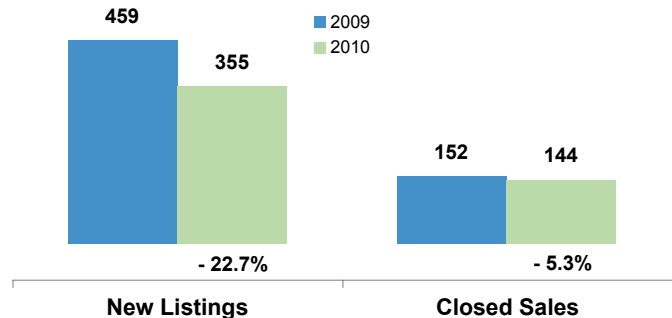
	2009	2010	Change	2009	2010	Change
New Listings	19	25	+ 31.6%	459	355	- 22.7%
Closed Sales	14	8	- 42.9%	152	144	- 5.3%
Median Sales Price*	\$204,900	\$143,500	- 30.0%	\$199,950	\$180,000	- 10.0%
Percent of Original List Price Received at Sale*	87.8%	89.3%	+ 1.7%	89.7%	88.0%	- 1.9%
Average Days on Market Until Sale	152	129	- 15.6%	145	129	- 11.1%
Single-Family Detached Inventory	192	166	- 13.5%	--	--	--
Townhouse-Condo Inventory	7	6	- 14.3%	--	--	--

*Does not account for seller concessions

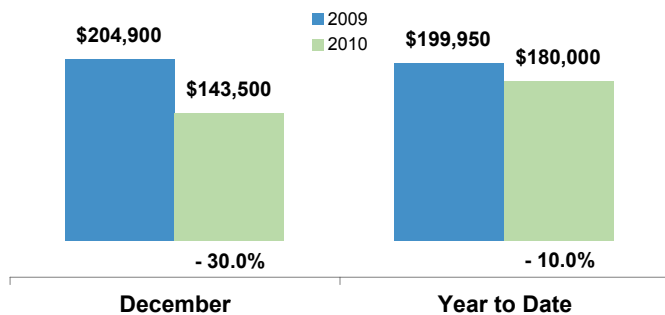
Activity—Most Recent Month



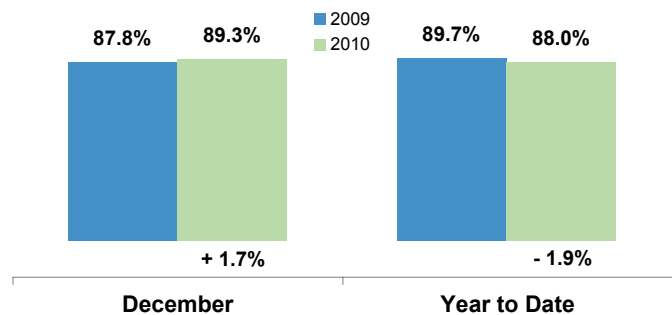
Activity—Year to Date



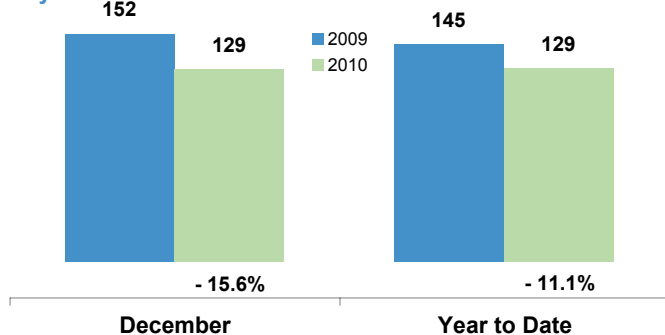
Median Sales Price



Percent of Original List Price Received at Sale



Days on Market Until Sale



Activity—Most Recent Month

